

Annual Wellness Visits:

A Head Start to Shared Savings

Amy H. Kotch, MHA | Senior Business Consultant, Team Lead

Maria Nikol, MJ | Senior Business Consultant

Ryan T. Mackman, MBA, MHA | Business Consultant



Financial

Risk

Quality

Attribution

Utilization

Percent Continuously Assigned

View Context

87.45% ●

Unique Attributed Beneficiaries YTD

View Context

10,978

-4.41% ● vs. Last

Last 11,484

Benchmark

View Context

\$13,204.32

-3.86% ● vs. Last

Last \$13,734.84

Spend PMPY Actual YTD

View Context

\$11,390.04

-5.76% ● vs. Last

Last \$12,086.08

HCC Based Risk Score YTD

View Context

1.30

2.10% ● vs. Last

Last 1.28

Percent Completed AWW YTD

View Context

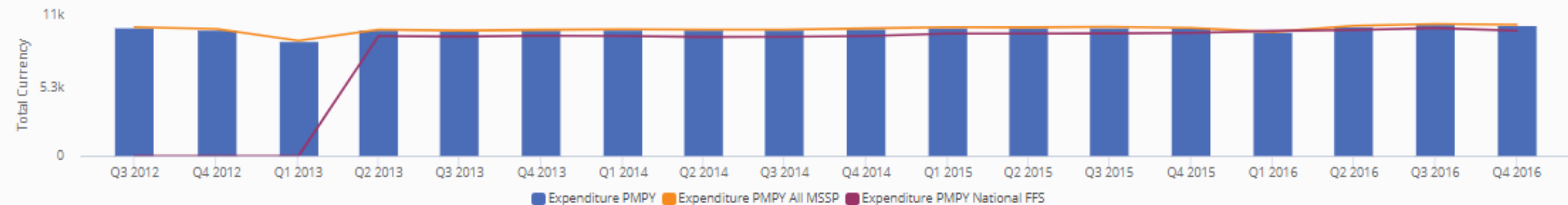
27.1% ●

-9.66% vs. Last

Last 30.0%

CMS QEXPU PMPY Trend

View Context

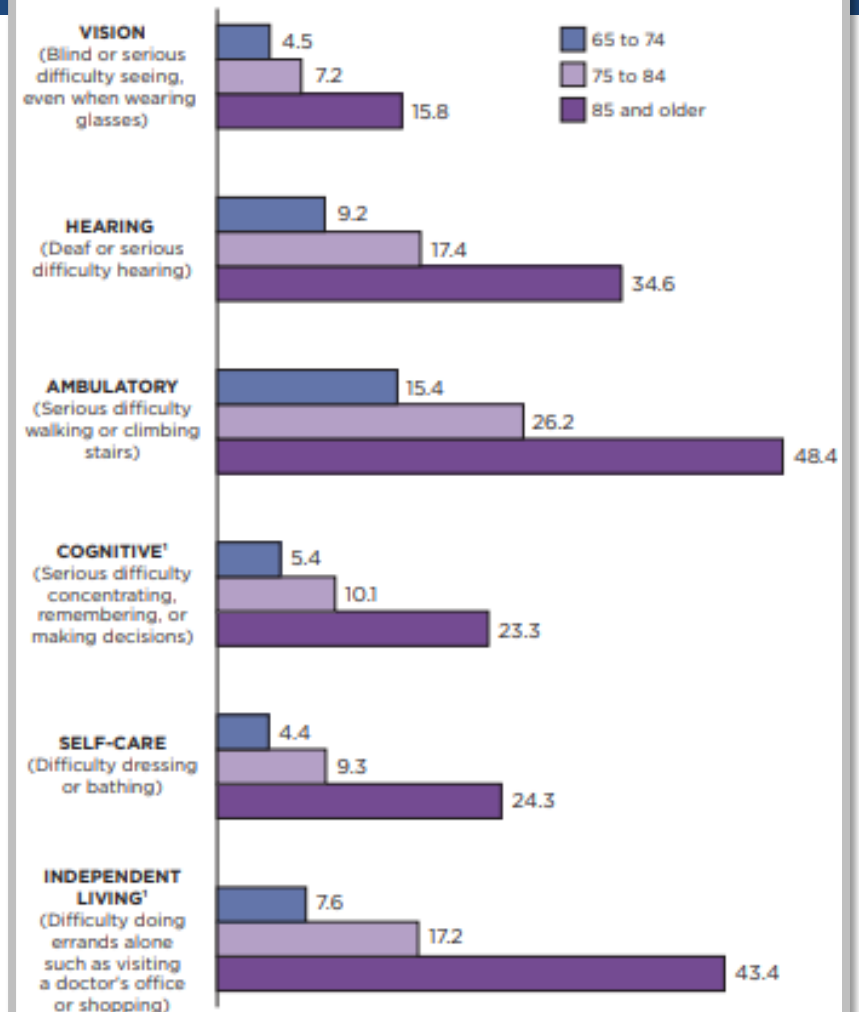


Only 45% of people ages 65 and over assessed their health as excellent or very good.

The percentage of the population having a disability increases with age.

Disabilities by Age and Type: 2016

(Percent of the civilian noninstitutionalized population. Data based on sample. For information on confidentiality protection, sampling error, nonsampling error, and definitions, see www.census.gov/acs)



¹ Due to a physical, mental, or emotional condition.

Source: U.S. Census Bureau, 2016 American Community Survey, 1-year estimates.

The **Wellness Visit** aims to prevent illness based on a patient's **current health and risk factors** by developing or updating a **personalized prevention plan** and performing a **health risk assessment**.

ACO Overview

[Financial](#)[Risk](#)[Quality](#)[Attribution](#)[Utilization](#)

Percent Continuously Assigned

[View Context](#)

87.45% ●

Unique Attributed Beneficiaries YTD

[View Context](#)

10,978

-4.41% ● vs. Last

Last 11,484

Benchmark

[View Context](#)

\$13,204.32

-3.86% ● vs. Last

Last \$13,734.84

Spend PMPY Actual YTD

[View Context](#)

\$11,390.04

-5.76% ● vs. Last

Last \$12,086.08

HCC Based Risk Score YTD

[View Context](#)

1.30

2.10% ● vs. Last

Last 1.28

Percent Completed AWV YTD

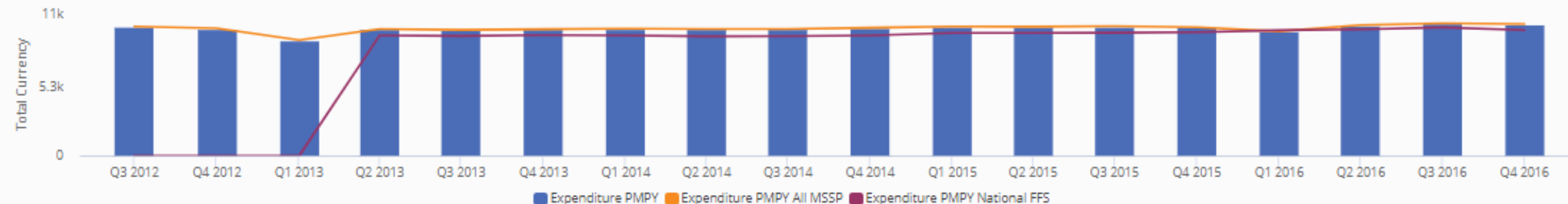
[View Context](#)

27.1% ●

-9.66% vs. Last

Last 30.0%


CMS QEXPU PMPY Trend

[View Context](#)

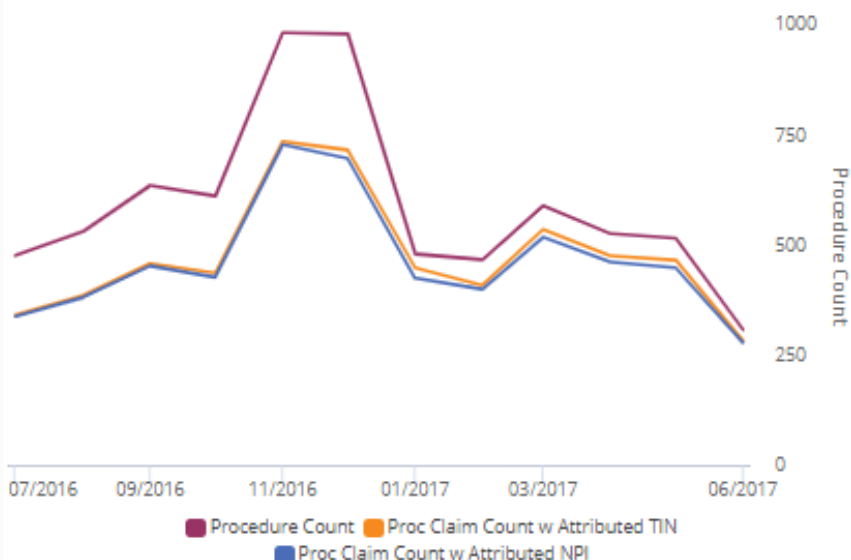
Annual Wellness Visits

[Financial](#)[Risk](#)[Quality](#)[Attribution](#)[Utilization](#)

ANNUAL WELLNESS VISITS - LAST 12 MONTHS

[View Context](#)[Current Attributed ACO](#)

Annual Wellness Visit Monthly Trend

[View Context](#)

Beneficiaries Without AWW

Newly Assigned Beneficiaries Without AWW

Beneficiaries With AWW

[View Context](#)

Beneficiary	Beneficiary Name	Last AWW Date	Last AWW Rendering Provider	Date of Birth	Current Age	Current Risk Score	Current Attr
<input type="checkbox"/> {4434540434	SHAW, MACKENZIE	2014-07-29	SAUNDERSON FAMILY MEDICINE P.A.	1946-10-30	71	1.46	SAUNDERSON
<input type="checkbox"/> {5276827874	PATEL, LUKE	No Annual Wellness Visit	No Annual Wellness Visit	1932-06-15	86	1.09	BILL IALLO N
<input type="checkbox"/> {5978777262	HUNTSMAN, WILLOW	2014-07-03	FREY, ARYA	1934-12-02	83	1.10	COROLLA PH
<input type="checkbox"/> {6081996670	LINDSEY, DAVE	2016-03-12	SAUNDERSON FAMILY MEDICINE P.A.	1934-06-26	84	2.30	SAUNDERSON
<input type="checkbox"/> 000213148I	OLGUIN, LUCAS	No Annual Wellness Visit	No Annual Wellness Visit	1931-05-20	87	1.70	GREAT PHYS
<input type="checkbox"/> 000611096B	STANEV, SCARLET	2015-08-18	MCDANIEL, LEX	1938-07-30	80	0.43	GREAT PHYS
<input type="checkbox"/> 000679597A	HURKETT, ALISON	2016-02-20	CHARLEE PHELPS M.D. P.A.	1934-10-15	83	0.54	CHASE MEDI
<input type="checkbox"/> 001049979J	DOCKTER, DILLAN	2015-12-22	CATALEYA SEVERAL M.D. P.A.	1931-04-06	87	2.70	CATALEYA SI
<input type="checkbox"/> 001247840E	RECKER, VALERIA	2015-07-02	RUSSO, LEON	1933-12-23	84	1.60	DRAMA MEC
<input type="checkbox"/> 001448294F	BISCHOFF, ELIANA	2015-11-28	DEMICELL FAMILY MEDICINE P.A.	1946-10-30	71	0.40	ALYSSA DEM
<input type="checkbox"/> 001468314J	ROSE, ANGELICA	2016-06-04	MCDANIEL, LEX	1932-05-03	86	2.96	GREAT PHYS
<input type="checkbox"/> 001486223F	GALLOWAY, JENNIFER	No Annual Wellness Visit	No Annual Wellness Visit	1944-04-26	74	0.72	COROLLA PH
<input type="checkbox"/> 002051771H	GONZALES, JAZMIN	2014-08-27	ALIYAH REDINDON D.O. P.A.	1938-06-12	80	1.10	ALIYAH REDI
<input type="checkbox"/> 002060170C	GONZALES, MAKENNA	2015-12-26	ASTON HOLMES M.D. P.A.	1947-02-06	71	0.63	DAISY VRETT
<input type="checkbox"/> 002653372A	MC FARLAND, BRIANNA	No Annual Wellness Visit	No Annual Wellness Visit	1929-10-15	88	1.67	BILL IALLO N
<input type="checkbox"/> 002922921F	HEBERT, AMELIA	2016-05-27	CATALEYA SEVERAL M.D. P.A.	1942-12-09	75	2.69	CATALEYA SI
<input type="checkbox"/> 002962596D	OLIVER, ELEANOR	No Annual Wellness Visit	No Annual Wellness Visit	1933-07-18	85	4.92	SHEPHERD M
<input type="checkbox"/> 002997645F	DYCK, RYLEIGH	2015-10-10	MCDANIEL, LEX	1935-05-03	83	1.22	GREAT PHYS
<input type="checkbox"/> 003050983B	GOODWIN, NOVA	2014-04-18	ARTIE AVILA M.D. P.A.	1937-10-02	80	1.86	ARTIE AVILA
<input type="checkbox"/> 003109594J	BERGIN, KYE	2016-03-29	CATALEYA SEVERAL M.D. P.A.	1931-08-23	87	4.86	CATALEYA SI
<input type="checkbox"/> 003179270D	GALOSON, KAMILA	2016-04-21	MADDOX, LONDYN	1937-10-05	80	0.55	BARKLEY ME
<input type="checkbox"/> 003186465F	GEE, BLAKE	No Annual Wellness Visit	No Annual Wellness Visit	1946-08-16	72	0.40	BILL IALLO N
<input type="checkbox"/> 003217748A	KHAN, JAN	No Annual Wellness Visit	No Annual Wellness Visit	1947-06-04	71	1.55	KYLEE FERRE
<input type="checkbox"/> 003712873E	SERVENTI, BILLY	2016-03-09	FERRELL FAMILY MEDICINE P.A.	1930-09-21	87	1.21	KYLEE FERRE
<input type="checkbox"/> 003885154E	KENNEDY, EVAN	2015-10-27	MCDANIEL, LEX	1934-11-12	83	3.26	GREAT PHYS
<input type="checkbox"/> 005042510A	CONLEY, FINLAY	2015-11-05	ARTIE AVILA M.D. P.A.	1934-01-04	84	1.38	ARTIE AVILA
<input type="checkbox"/> 005083039F	SHE, GABRIELA	2015-10-30	ARCHIE ESPARZA D.O. P.A.	1937-10-08	80	0.69	ARCHIE ESP
<input type="checkbox"/> 005188351I	MAGENHEIMER, LUKE	2016-01-21	ARCHIE ESPARZA D.O. P.A.	1943-02-16	75	1.27	ARCHIE ESP
<input type="checkbox"/> 005896539F	RUSSO, GENEVIEVE	2016-03-16	FERRELL FAMILY MEDICINE P.A.	1952-05-21	66	1.27	KYLEE FERRE
<input type="checkbox"/> 005943447Q	CAMPEN, ARABELLA	No Annual Wellness Visit	No Annual Wellness Visit	1944-06-08	74	0.28	MANGO MEI
<input type="checkbox"/> 006001727B	HENRY, JULIANA	2016-01-05	CHARLEE PHELPS M.D. P.A.	1935-07-30	83	0.43	CHASE MEDI
<input type="checkbox"/> 006121054D	HAWKINS, LEON	2016-04-19	HU FAMILY MEDICINE P.A.	1933-05-23	85	1.95	SHEPHERD M
<input type="checkbox"/> 0067004796W	DEMPSEY, CECILIA	No Annual Wellness Visit	No Annual Wellness Visit	1950-06-26	68	0.51	GREAT PHYS
Total (3,572)							

There Are Two Types of Wellness Visits

Initial Preventive Physical Examination (IPPE)

Annual Wellness Visit (AWV)

AWVs Benefit Doctors, Patients, and ACOs



AWVs Provide Increased FFS Reimbursement

Practice Size	2,500 Beneficiaries
Average AWV Reimbursement	\$111
Practice completes 25% of AWVs	500
Practice completes 70% of AWVs	1750
Additional AWVs completed	1250
Total Additional Practice Revenue at 70% Completion	\$138,750



Improve Quality Metrics



Reduce Churn/Increase Attribution



Accurately Reflect Patient Acuity
(HCC Scores)

Financial

Risk

Quality

Attribution

Utilization

Percent Continuously Assigned

View Context

87.45% ●

Unique Attributed Beneficiaries YTD

View Context

10,978

-4.41% ● vs. Last

Last 11,484

Benchmark

View Context

\$13,204.32

-3.86% ● vs. Last

Last \$13,734.84

Spend PMPY Actual YTD

View Context

\$11,390.04

-5.76% ● vs. Last

Last \$12,086.08

HCC Based Risk Score YTD

View Context

1.30

2.10% ● vs. Last

Last 1.28

Percent Completed AWV YTD

View Context

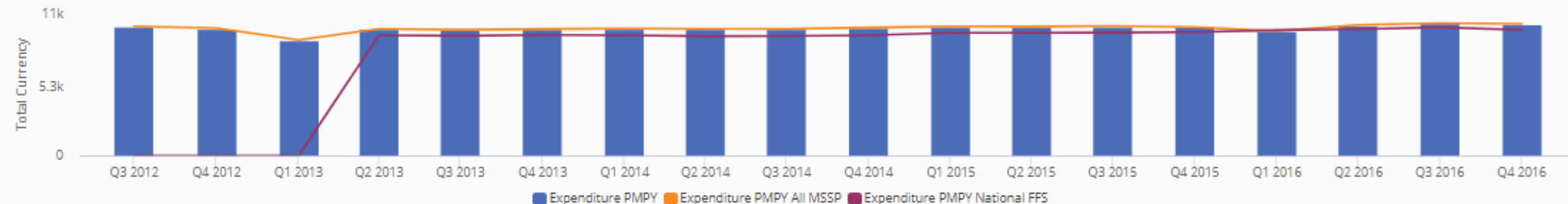
27.1% ●

-9.66% vs. Last

Last 30.0%

CMS QEXPU PMPY Trend

View Context



Who Can Perform an AWW?

Physician

- MD or DO

Qualified Non-Physician Practitioner

- PA, NP, or certified clinical nurse specialist

Medical Professional

- Health educator, registered dietitian, nutrition professional, pharmacist or other licensed practitioner, or a team of medical professionals directly supervised by a physician (MD or DO)

What Does the AWW Consist Of?

HRA

Beneficiary's
Medical &
Family History

Current
Providers &
Suppliers

Cognitive
Impairment

Depression

Functional
Ability & Level
of Safety

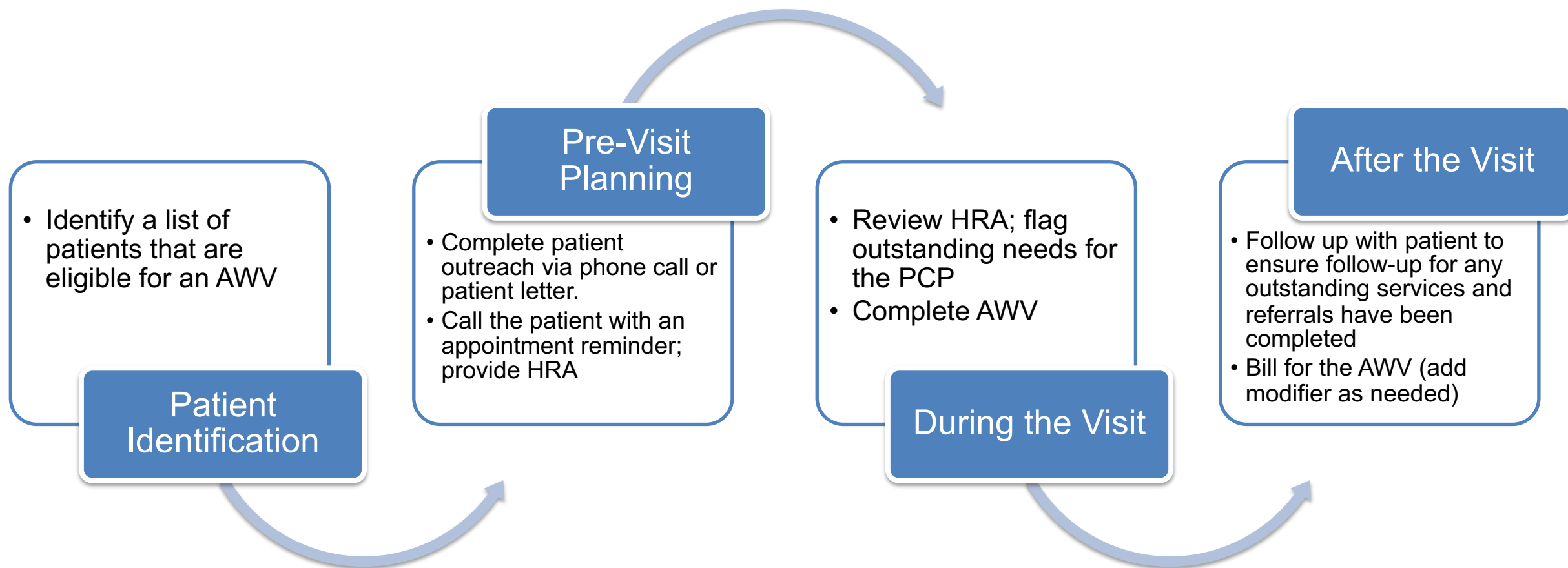
Written
Screening
Schedule

Risk Factors

Referrals to
Health
Education

Advance Care
Planning

AWV Sample Workflow | Team Based Approach



Thank You



Amy H. Kotch, MHA | Lead Business Consultant

- **Mobile:** 914.275.6531
- **E-Mail:** akotch@salient.com



Maria Nikol, MJ | Sr. Business Consultant

- **Mobile:** 410.812.7156
- **E-Mail:** mnikol@salient.com



Ryan Mackman, MBA, MHA | Business Consultant

- **Mobile:** 954.270.0692
- **E-mail:** rmackman@salient.com



A Division of Salient Management Company



<https://www.linkedin.com/showcase/salient-healthcare/>