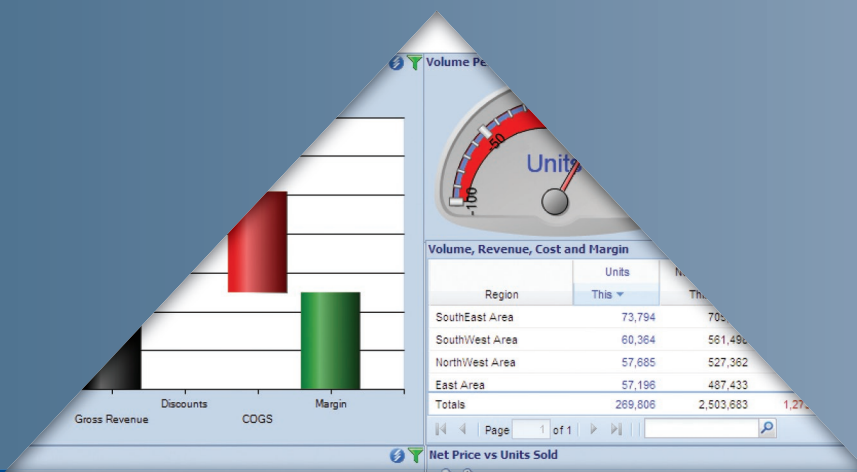
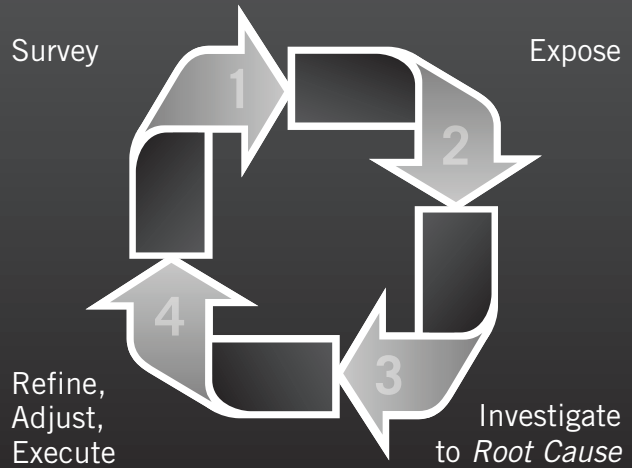


# SALIENT FOR DRILLABLE DASHBOARDS



# The Fundamental Rules of Fact-Based Management Just Changed Again!

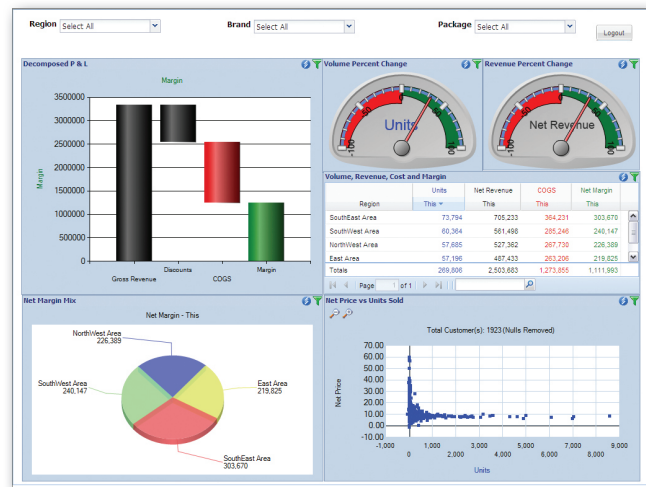
Now You Can Ask WHY?



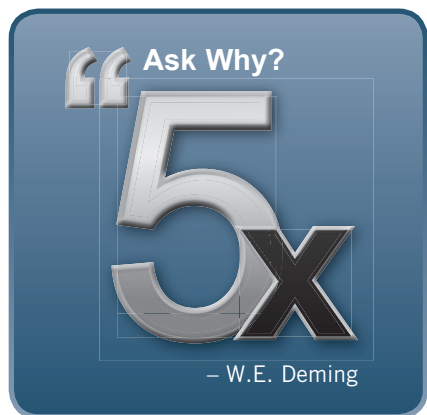
## With Salient, You can Explore Beyond the Boundaries

Dashboards are indisputably helpful for gaining a quick understanding of performance. At the same time, they can be extremely costly in the way they are restricting to what has been pre-built and made available. If the dashboard identifies an area that needs attention, it is hard to ask why, uncover the related people, places, things and transactions responsible. Every question can't be anticipated, nor can each question be responded to in time to make critical daily business decisions.

That Just Changed...



Drill straight through from **Salient Dashboards™** to **Salient Interactive Miner™**



**Don't miss the opportunity** to drill directly from a dashboard into an interactive mining solution. Go from summary views directly into root causes, changing perspectives without having to build dashboards for every potential “next” question. “Ask Why 5 Times” as W.E. Deming describes; fully satisfying each question with visibility into all the performance feedback areas whether or not they were available in the initial dashboard. Only Salient offers the unique necessary combination of speed, simplicity, extreme precision and level of self-service capabilities to link web-based Dashboard views to a fully interactive Visual Data Mining solution.

### What Exactly is the Difference?

The status quo is asking for dashboard reports and reviewing the findings. The Salient paradigm is the ability to jump from a Dashboard to a fully interactive exploration of any particulars of the dashboard. Ask any next question, without any dead-ends, without any boundaries.

Please contact us:    **By phone:** 1-800-447-1868    **By e-mail:** [info@salient.com](mailto:info@salient.com)  
1-607-739-4511

**About Salient**

Salient Management Company offers business and government a new solution for efficient management. Drawing on diverse data from multiple sources, Salient technology measures how business activity creates value, quality, financial efficiency, productivity, while the user interface eliminates barriers to using this knowledge for continuous process improvement.

Salient's technology platform is a super scalable, in-memory, system for automated scoring of value added by business activity. The user interface provides a graphical toolbox for interactive, stream-of-thought data mining, visualization, and root cause analysis. Overall, the technology enables people to evaluate process behaviors rapidly, eliminate waste, and continuously optimize outcomes.

Founded in 1986, Salient today serves more than 35,000 users in 53 countries. For more information, visit [www.salient.com](http://www.salient.com).